

COASTAL PHOTO CLUB



November 2023 Newsletter



Green Turaco
by Paul Gemperline



FROM THE PRESIDENT'S CORNER

Robbin Haigler, President - Coastal Photo Club



10 Ways Joining Coastal Photo Club Will Improve your Photography

I believe CPC honors the 10 ways a photo club will improve your photography as mentioned by Rick Ohnsman in the original online article found [HERE](#). It is the season of sharing, so I thought I would share my personal experience why I enjoy my photographic time with fellow club members while trying to improve my photography.

Education: Monthly meetings include speakers; some are members and others are invited as guest speakers willing to share their knowledge. Subjects vary from month to month. We have all skill levels of photographers learning from one another at various opportunities available throughout any given month.

Mentoring: Our most experienced members are willing to assist, explain, and help if you are new to photography or are interested in trying something new. At the very least, you can find a photo buddy.

Equipment Advice: Everyone has their opinion on the equipment they are using. If you are in need of help in making decisions, there will be someone able to assist with at least their '2 cents worth.' Our bi-annual Sell, Swap or Free opportunities are a great place to pick up used items. Owners are present to answer your questions.

Critique, Feedback and Competition: If you want to learn how to improve your work, you want feedback from people who know photography. The monthly mini-comps offer that opportunity. They are anonymous so all skill levels can participate. It's a two-way street because many are learning how to critique in a positive and helpful format as well. The spring and fall print competitions offer scores and critiques

from practicing photographers and artists in the community.

Inspiration, Motivation and Ideas: We offer 'exposure' to many subjects, techniques, locations, etc. Participating in the photo field trips and meetups finds others shooting subjects that never occurred to you, or maybe subjects you do shoot, but in ways you never tried.

The Art of Seeing: This is an intangible skill that can be learned when shooting with others. Sharing photos from the same location at the same time yields different photos, some better than others. Make sure you buddy up with another photographer to take advantage of this experience.

Trips and Travel: Our trips aren't to the scale of what Rick Ohnsman mentions that his photo club does, but we do offer monthly field trips that may be up to two hours away and lots of local travels for the everyday, not so mundane photographic opportunities in our own backyard. One does not have to travel far to find something new or a new approach to photograph it.

Networking: Getting to know your fellow club members is getting to know them personally and if they are professionals, knowing their skills and who to go to when a particular need arises. Perhaps you can make it a point to network with at least 2 members you don't know during our 15 minute break at monthly meetings?

Community Service: We have a variety of ways to give back to our community. Once, again, no matter your skill level there is a need for you if you are interested in participating.

Social Interaction: This might be my favorite just because I'm 'old fashioned' and don't do social media - real social interaction with real live people face-to-face. I certainly hope we are helping you in achieving your personal goals to improve your photography during the 2023-24 year.

Suggestions, Comments and Questions may be sent to: cpcnewbern@gmail.com

In This Issue

• President's Message	2
• Fall Major Competition	3-8
• Tips & Tricks	9-10
• October Minicomp Results	11-18
• Welcome New Members	19
• Member Galleries	20-30
• Did You Know?	31
• General Club Information	32-34
• Treasurer's Report	33



Fall Major Competition

Bob Mackowski, owner of Open Aperture Photography, and Dara Morgan, gallery director at Bank of the Arts in New Bern, judged 32 images at our 2023 fall major competition.



Color - 1st Place

Green Turaco
by Paul Gemperline



Fall Major Competition

Bob Mackowski, owner of Open Aperture Photography, and Dara Morgan, gallery director at Bank of the Arts in New Bern, judged 32 images at our 2023 fall major competition.



Color - 2nd Place

Timor Zebra Finch
by Paul Gemperline



Fall Major Competition

Bob Mackowski, owner of Open Aperture Photography, and Dara Morgan, gallery director at Bank of the Arts in New Bern, judged 32 images at our 2023 fall major competition.



Color - 3rd Place


Dawn On Lake Matamuskeet

by Karl Mielenhausen



Fall Major Competition

Bob Mackowski, owner of Open Aperture Photography, and Dara Morgan, gallery director at Bank of the Arts in New Bern, judged 32 images at our 2023 fall major competition.



Color - Honorable Mention

The Wading Game
by Donna Hodgins



Fall Major Competition

Bob Mackowski, owner of Open Aperture Photography, and Dara Morgan, gallery director at Bank of the Arts in New Bern, judged 32 images at our 2023 fall major competition.



Monochrome - 1st Place

Into The Unknown

by Marty Pitcairn



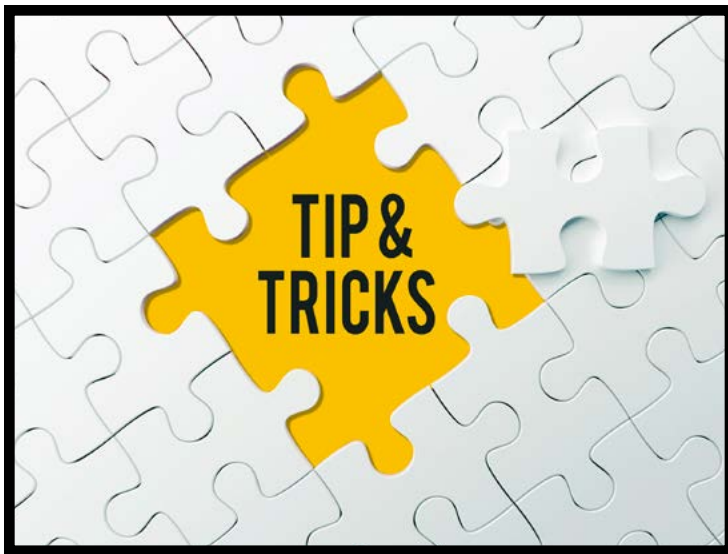
Fall Major Competition

Bob Mackowski, owner of Open Aperture Photography, and Dara Morgan, gallery director at Bank of the Arts in New Bern, judged 32 images at our 2023 fall major competition.



Monochrome - 2nd Place

So Very Tired
by Alan Welch



Tips for Better Sharpness

by *Karl Mielenhausen*

OK, you've invested in some great glass, you know the sweet spot to maximize sharpness (such as data from DXO Mark), but you still aren't getting the results you want. So what's your next move? Let's explore some ideas.

Handholding your camera presents the biggest challenge, especially as we age and are less steady. Start by making sure your shutter speed is fast enough. Rule of thumb is "1/focal length," maybe even "faster." So, no slower than 1/250 for that 250mm lens.



Use the in-lens or in-body stabilization, if you have it. Are you sure it is engaged? Don't be afraid of increasing ISO, if needed. You will probably find it easier to reduce noise in post than to sharpen a blurred image.

Now let's address tips for achieving tack-sharp focus. First, make sure you select the appropriate focus mode: Don't confuse your camera by using continuous autofocus (AI-Servo, AF-C, etc.) on static subjects.

You may want to experiment with back button focus which will decouple the focus function from the shutter release. Think about perfecting the finger roll technique rather than stabbing at the shutter button. Is your focus point where you wanted it?

Finally, are you sure that the focus system is tuned properly? Many camera bodies allow for AF fine-tuning, but this needs to be done separately for each lens. It has been shown that even mirrorless cameras can benefit.

Maybe this can be a future meeting topic. If you are using manual focus, you will want to use focus peaking, if available in your camera.

Make sure your viewfinder is as sharp as possible by adjusting the diopter to your eyesight. While this has no impact on the image reaching the sensor, it will help you to focus and reduce eyestrain.

For moving subjects, consider using the burst mode to increase your chances of getting at least one exposure in sharp focus.

Not able to use a tripod? Here are a few ideas for handheld camera stabilization:

1. Practice controlled breathing: deep breath, take picture(s) while slowly and smoothly exhaling
2. Shorten the camera strap and use tension against your neck
3. Tuck your elbows against your sides
4. Create a shelf using your non-shooting arm (see picture)
5. Lean against something

Use of a tripod will certainly reduce camera shake but there are several useful tips to consider:

1. Turn IBIS and/or lens stabilization OFF. These systems work by sensing and correcting for camera motion. If there is none, it can actually induce some blur.
2. Take off the camera strap when on the tripod. It can pick up and magnify wind-induced motions.
3. Don't extend the center column if you can help it. It's the most unstable part of the tripod.
4. Use a shutter delay to let any shutter button or mirror vibrations to settle out.

One last tip ... do an image review (magnified)

to be sure you have achieved success, BEFORE you leave the shoot, rather than be disappointed when you get home and examine the images on your computer.

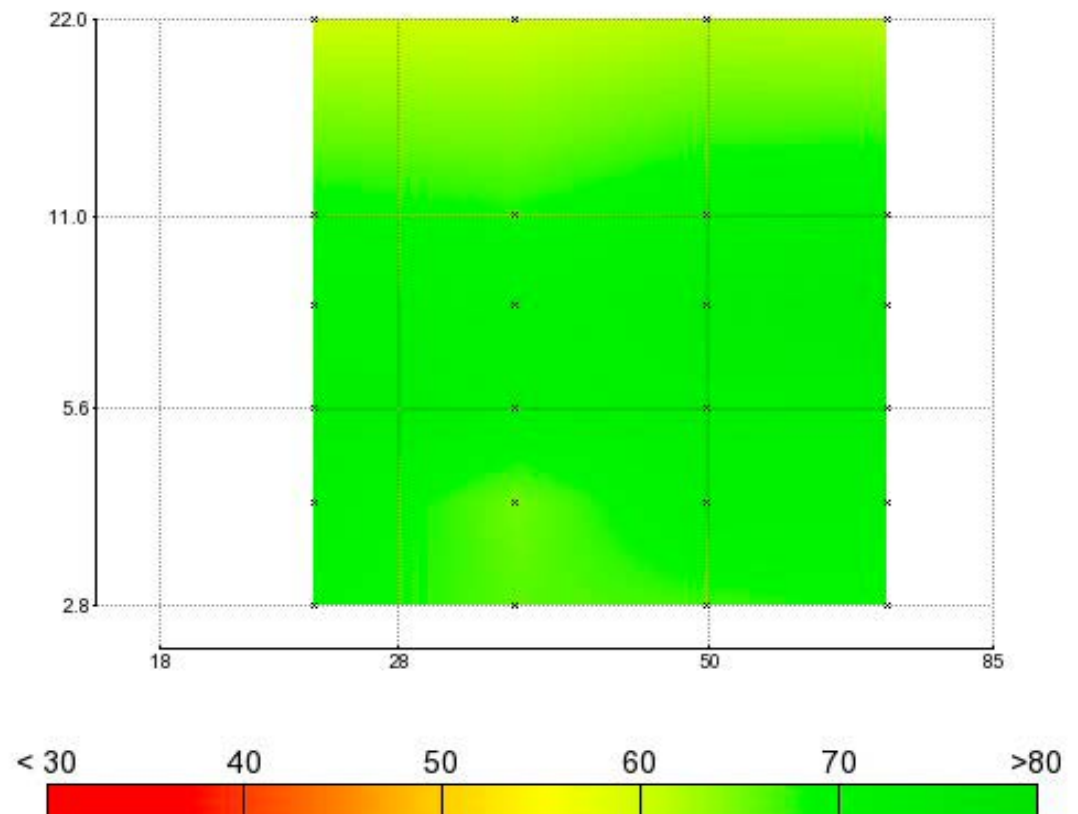
Canon EF 24-70mm f/2.8L II USM

[SCORES](#)

[SPECIFICATIONS](#)

[MEA](#)

Acutance map at selected field position vs focal length and aperture (at corner)
Canon Canon EF 24 70mm F2.8L II USM on Canon EOS 5DS R



October Mini-Comp Winners

• Finding the Light



Our judges scored 28 images: 19 color and nine monochrome. For a look at all the submitted images with judges' comments, visit the CPC website ([color](#) | [monochrome](#)). Even if you did not enter the competition, you might learn something from your fellow members' comments.



Color - 1st Place

Moonstone Beach Sunset

by Paul Gemperline

October Mini-Comp Winners

• Finding the Light



Our judges scored 28 images: 19 color and nine monochrome. For a look at all the submitted images with judges' comments, visit the CPC website ([color](#) | [monochrome](#)). Even if you did not enter the competition, you might learn something from your fellow members' comments.



Color - 2nd Place

By the Light of the Campfire

by Paul Gemperline

October Mini-Comp Winners

• Finding the Light



Our judges scored 28 images: 19 color and nine monochrome. For a look at all the submitted images with judges' comments, visit the CPC website ([color](#) | [monochrome](#)). Even if you did not enter the competition, you might learn something from your fellow members' comments.



Color - 3rd Place

Coastal Light

by Richard Macquade

October Mini-Comp Winners

• Finding the Light



Our judges scored 28 images: 19 color and nine monochrome. For a look at all the submitted images with judges' comments, visit the CPC website ([color](#) | [monochrome](#)). Even if you did not enter the competition, you might learn something from your fellow members' comments.



Color - Honorable Mention

In the Spotlight

by Richard Macquade

October Mini-Comp Winners

• Finding the Light



Our judges scored 28 images: 19 color and nine monochrome. For a look at all the submitted images with judges' comments, visit the CPC website ([color](#) | [monochrome](#)). Even if you did not enter the competition, you might learn something from your fellow members' comments.



Monochrome - 1st Place

Car Light Streak to Light

by Doug Carawan

October Mini-Comp Winners

• Finding the Light



Our judges scored 28 images: 19 color and nine monochrome. For a look at all the submitted images with judges' comments, visit the CPC website ([color](#) | [monochrome](#)). Even if you did not enter the competition, you might learn something from your fellow members' comments.



Monochrome - 2nd Place

Canoe Sunstar Reflection
by Paul Gemperline

October Mini-Comp Winners

• Finding the Light



Our judges scored 28 images: 19 color and nine monochrome. For a look at all the submitted images with judges' comments, visit the CPC website ([color](#) | [monochrome](#)). Even if you did not enter the competition, you might learn something from your fellow members' comments.



Monochrome - 3rd Place

Sunrise Star

by Paul Gemperline

October Mini-Comp Winners

• Finding the Light



Our judges scored 28 images: 19 color and nine monochrome. For a look at all the submitted images with judges' comments, visit the CPC website ([color](#) | [monochrome](#)). Even if you did not enter the competition, you might learn something from your fellow members' comments.



Monochrome - Honorable Mention

Into the Light of the Heavens
by Doug Carawan



New Member Corner



Please welcome Stan Eakins as a new member of the Coastal Photo Club. Stan is currently a professor of finance at ECU and a friend of Paul Gemperline, who we can credit for recruiting Stan.

Stan has been playing around with photography since he was a child and helped his dad in his homemade darkroom. He currently has the Sony A7iii, with good selection of Sony lenses. He also has a much lighter Sony A 6000 that is his travel camera. Stan uses Photoshop Elements for editing.

In addition to the travel photography, Stan enjoys landscape and nature, and photographing the family - especially the grandkids.

Stan will retire from ECU in May and hopes to devote more time to study and hone his skills and believes that CPC will help through our programs and competitions.

Welcome to the club, Stan.



Please welcome Aileen Bauerlin as a new member of the Coastal Photo Club. Aileen lives on Harkers Island and found out about CPC through Tom McCabe and PIGOENC.

So as you might surmise, Aileen is a professional photographer, having earned her A.A.S. in photographic technology at Carteret Community College. She covers just about every genre, except weddings! You can see her work at: gracelandphotography.com. Aileen uses a Canon 6D Mark II and LRC, PS and Topaz AI.

Aileen is also a painter/artist and shares that she has a love affair with the written word in addition to all the visual imagery she creates. She has a passion for reading and frequenting used book stores.

Aileen expects to learn from CPC members as we share our knowledge, experience, and passion for photography. She looks forward to having opportunities to practice all kinds of photography and continue the never ending process of improving her skills.

Welcome to the club, Aileen. We are glad to have you as a member.

Member Gallery – Doug Carawan



Fort Branch - Hamilton, N.C.

Fort Branch is located two miles below Hamilton and 60 miles upriver of the town of Plymouth. The fort sits 70 feet above a bend in the Roanoke River; the earthen fort gave a safe and clear view of Union gun boats approaching from down river. The fort also provided protection of the nearby construction site of the ironclad C.S.S. Albemarle. The fort today is winter headquarters for the First North Carolina Volunteers, a Civil War re-enactment group. The first weekend in November is their annual re-enactment.



Member Gallery – Doug Carawan




Fort Branch - Hamilton, N.C. (cont. from page 20)



Member Gallery – Doug Carawan



Smoky Mountains



Member Gallery – Doug Carawan



Smoky Mountains (cont. from page 22)





Member Gallery – Robbin Haigler



Fort Branch - Hamilton, N.C.

Four CPC members (Doug Carawan, Ken and Robbin Haigler, and Karl Meilenhausen) attended the November 4 photo field trip to the Fort Branch Civil War Encampment and Reenactment. It was a chilly, but beautiful morning to visit the participants who had camped out and making preparations for the skirmish in the early afternoon - quite an educational opportunity and fun photo shoot.



Member Gallery – Robbin Haigler



Fort Branch - Hamilton, N.C. (cont. from page 24)







Member Gallery – Dave Hilbert



Marine Corps Marathon • Washington, D.C.

On Oct. 29, I was one of 34 [FinisherPix](#) photographers to shoot the 48th Marine Corps Marathon in the nation's capital. Five of us were positioned near the capitol building before we headed near the Smithsonian Castle for the final portion of the race. More than 23,000 runners participated in the event - the largest marathon in the world that doesn't offer prize money.



Member Gallery – Dave Hilbert



Shackleford Banks



Member Gallery – Dave Hilbert



Shackleford Banks (cont.from page 27)



Member Gallery – Karl Mielenhausen



Carolina Kite Festival • Atlantic Beach, N.C.

Shots from the Carolina Kite Festival. Perfect wind and nice sky, enhanced by a circular polarizing filter.



Member Gallery – Karl Mielenhausen



Carolina Kite Festival • Atlantic Beach, N.C. (cont. from page 29)

Shots from the Carolina Kite Festival. Perfect wind and nice sky, enhanced by a circular polarizing filter.





Did You Know?

- We have a **members only web page** accessible on coastalphotoclub.com?
- Details for CPC Club Members can be found in our **Weekly Email Updates**?
- **Coastal Photo Club meets** on the second Saturday of every month (except October when it is changed to the third Saturday)?
- Club **members gather monthly** for informal sessions on topics of their choice?
 - Coffee & Cameras on the FIRST Wednesday of every month
 - Camera Cafe on the LAST Wednesday of every month
- **Mini Comp submissions** are now due on the 15th of each month?
- Club members are invited to attend the newly formed Photo Op Meet-ups? These are local and informal gatherings to practice your photography skills or perhaps learn new photography techniques. All skill levels are welcome and details are in our weekly Tuesday email updates.
- You are responsible for recording your own **Participation Points**? The top three participants will be recognized at our August 2024 monthly meeting.
- You can earn Participation Points when you submit content for the **CPC Newsletter**? Email your content to Dave Hilbert by the Monday after the monthly meeting? For example, if a club meeting occurs on Saturday, January 10, the deadline for the February newsletter would be Monday, January 12.
- Members are welcome to **submit up to three photo galleries** for each newsletter issue. Please limit each gallery to a maximum of five images.
- Our **members only Facebook Page** allows you to post photos that you would like to have others comment on, critique, or make other suggestions for improvements?



About the Coastal Photo Club

Aspire • Learn • Develop

We provide a variety of opportunities for our members with the hope that each member will find something of interest. The best way to improve your photography is to get out and shoot. All of our activities and community service projects are designed to help our members learn. There are a lot of experiences for you to get involved in. We hope to see you at some of them.

Coastal Photo Club, Inc.
P. O. Box 585
New Bern, NC 28563-0585
cpcnewbern@gmail.com

2023-24 Club Officers & Board Members

President

Robbin Haigler

Secretary/Treasurer

Carol Krom

Competition

Marty Pitcairn

Special Events & Community Service

Rick Meyer

Past President

Bob Dumon

Vice President

Doug Carawan

Membership

Becky Adcock

Field Trips & Outings

Cathleen McAnneny

Marketing & Public Relations

Alan Welch

Members-at-Large

John Steady,
Karl Mielenhausen

Coastal Photo Club News is the monthly newsletter emailed free to members and friends of the CPC. Items highlighting the activities of the club, news, opportunities, and awards, as well as items related to the photography field submitted by members are encouraged and welcomed. The experience and accomplishments of our members are diverse, but we encourage learning and sharing. Members' photos for our Club Gallery are especially encouraged. All image rights reserved by the photographers.

Membership Benefits

- Web portfolio: Display and edit your portfolio at no charge on the CPC web site.
- Competition: Challenge yourself and receive feedback on your work through monthly competitions available only to members. Two juried competitions annually.
- Instruction: In-house, hands-on workshops with experts and novices, and presentations by visiting pros make meetings interesting and useful.
- Exhibit your work: The CPC is regularly invited to mount exhibits in galleries and other public venues. Usually, you can offer your prints for sale.
- Service: Give back to the community by doing what you love. CPC members have the opportunity to volunteer as photographers for local nonprofit events and organizations.
- Free newsletter: Our monthly newsletter offers photography tips and event information. Submit your own images for publication.
- Field trips: Enhance and practice your skills in new settings. Group travel makes it fun and affordable. Past trips include Historical North Carolina towns, nature & wildlife settings and local outings in New Bern.
- Discounts: At redriverpaper.com/myclub, enter the club code "coastal" when placing your order. The club also gets a commission each time you order. Ballantyne Framing and Art in New Bern offers a 15% artist discount to active CPC members.



Treasurer's Report October 2023

BEGINNING BALANCE:	\$5,973.07
DEPOSITS:	
Individual Memberships (10/11/23)	\$20.00
Individual Memberships (10/26/23)	\$60.00
EXPENSES:	
Staples (10/4/23)	\$22.26
Constant Contact (10/10/23)	\$21.85
USPS (10/18/23)	\$17.00
Tablecloths for Holiday Party (10/26/23)	\$9.59
ENDING BALANCE:	\$5,982.37
NURSING HOME RESERVE:	\$1.00
AVAILABLE FUNDS:	\$5,981.37

Submitted by Carol Krom, 11/1/23

Stay Connected



Facebook users, join our members only group and feel free to ask questions and/or advice from your fellow photographers, as well as share your images

Look for details in the weekly club emails.



CPC Newsletter Archive

Missed a previous issue? The last 12 months of CPC Newsletters are available [online](#).



asapphoto.com

252.321.8888
3701 Charles Boulevard, Suite 100
Greenville

Hours:
Monday-Friday: 9-6
Saturday: 10-3
Closed Sunday

ASAP Photo's goal is to equip and inspire you to use photography, videography and audio to capture meaningful moments in life. To stay up-to-date with special offers and new product releases subscribe [HERE](#) for their newsletter.

Member Photo Gallery Submissions

Submitted photos should be in .jpg format.

Please label your file with the title of your photo. Titles add context or meaning to your photo. (Example: Jane Doe_Fall Leaves.jpg).

Please send photos at 72 ppi and 1,440 pixels on longest side to Dave Hilbert (email address available in CPC newsletter and emails).



About the Photographic Society of America (PSA)



The Photographic Society of America (PSA) founded in 1934, is a world-wide organization providing abundant resources for photographers, from the novice to the professional.

Membership is in over 80 countries, 5,000 members, 460 Camera Clubs and 11 Chapters across the United States.

Coastal Photo Club is a member of PSA. A benefit we are receiving is a professional judge evaluating/critiquing the monthly mini comps. Members are finding these comments quite helpful with their images as well as images of others in the competition. You may want to consider joining this organization as an individual as a viable option in training for you.

Annual individual digital membership is only \$45.

Benefits of membership include:

- Study Groups
- Online Photography Classes
- Webinars
- Personal Gallery Page
- Individual Competitions
- Member Discounts
- PSA-Recognized Exhibitions
- Photography Recognition
- Society Recognition
- Monthly Journal
- Mentors and Consultants

Visit PSA [Online](#) or [Facebook](#)



Ballantyne Framing & Art, now owned and operated by Rachel Burger after the retirement of Mary Kay and Marianne.

- All pieces are handled in-house and never shipped to a different location for framing. Moulding is cut and assembled on-site
- Wide variety of moulding to choose from – wood and metal available
- All work mounted and matted using acid free materials
- Standard glass used is Conservation Clear glass –99% UV protective - museum glass and acrylic options are available at additional cost.
- All artists receive a 15% discount when bringing in their own work to have framed.
- All pricing includes custom frame, mounting materials, glass, backing paper, hanging hardware and glass spacers