

COASTAL PHOTO CLUB



April 2024 Newsletter



Dunes and Storm
by Alan Welch



FROM THE PRESIDENT'S CORNER

Robbin Haigler, President - Coastal Photo Club



I ran across a few interesting blogs searching for something to talk about and/or share this month in the President's Corner. One from Ian Howard in Kent UK seemed to hit a chord with me. You can visit the original article [HERE](#). In the meantime this is a recap of the focal points he made.

WHAT SHOULD YOU EXPECT to BRING to the (Coastal Photo) CLUB?

Ideally you should go to a club with a willingness to contribute the following aspects:

- To be sociable and polite
- Respectful of others work and abilities
- Welcoming to new members
- Willing to learn
- Prepared to share your knowledge
- Prepared to contribute
- Assist in some way to the running of the group
- Take part in competitions (when comfortable to do so)
- Remember, they are organic groups that change over time

IN EXCHANGE for the OPPORTUNITIES OFFERED by the (Coastal Photo) CLUB

An Outlet: Photographers need an outlet for their photographic work. CPC offers many opportunities for this - mini-comps, print competitions, sharing your photos from field trips/meetups on coastalphotoclub.com, as a speaker at our monthly meetings, various ways in our monthly newsletters, and public exhibits.

Inspiration: We provide challenges from the meetings and competitions to go and try photographic genres you have not tried or have been nervous about trying. Club members and occasional guest speakers deliver monthly presentations that will inspire and encourage you with new ideas to improve your skills.

Socially Rewarding: What could be better than meeting up with others who have the same interest in photography? I may be biased, but I think you will make some great friends here and learn more at our informal monthly gatherings. Again, I may be prejudiced, but you can see a page of testimonials later in this edition.

Rewarding: The ability to share your knowledge, help other photographers, deliver a talk, or organize an event/workshop are all highly rewarding. Our monthly meetings, occasional workshops, monthly field trips, and meetups are meant to be learning experiences from other members willing to share their knowledge. Another avenue offered that is rewarding is our community events, where we are asked to volunteer our photo services with not-for-profit organizations.

Get Your Work Out There: Club members may participate in local exhibits as an opportunity to offer their work to the general public.

Educational: You will learn new skills and new techniques; your active and participating membership practically guarantees it.

I do think you will find the Coastal Photo Club rewarding and benefit from what we have to offer. The best part is you don't have to worry about any pressure, as we have all levels of photographers willing to share and help you as you go at your own pace.

See you soon at one of these opportunities! Robbin

In This Issue

• President's Message	2
• Spring Print Competition Winners	3-9
• Carolina Colours Exhibit	10-11
• March Mini-Comp Winners	12-19
• Coffee & Cameras	20-21
• Tips & Tricks	22-23
• Welcome New Members	24
• Member Galleries	25-30
• Did You Know?	31
• General Club Information	32-34



Spring Print Competition Winners

Our Spring 2024 Major Competition was well attended by an audience who was not disappointed in the quality of the images entered. Judged by Executive Director of the New Bern Bank of the Arts, Jonathon Burger, and photographer Peter Rulon, the field consisted of 26 color and 11 monochromatic prints entered by 17 members.



Monochrome - 1st Place & Best in Show

Dunes and Storm

by Alan Welch



Spring Print Competition Winners

Our Spring 2024 Major Competition was well attended by an audience who was not disappointed in the quality of the images entered. Judged by Executive Director of the New Bern Bank of the Arts, Jonathon Burger, and photographer Peter Rulon, the field consisted of 26 color and 11 monochromatic prints entered by 17 members.




Color - 1st Place

Feathered Headdress

by Donna Hodgkins

Spring Print Competition Winners

Our Spring 2024 Major Competition was well attended by an audience who was not disappointed in the quality of the images entered. Judged by Executive Director of the New Bern Bank of the Arts, Jonathon Burger, and photographer Peter Rulon, the field consisted of 26 color and 11 monochromatic prints entered by 17 members.



Color - 2nd Place

Boundless

by Richard Macquade



Spring Print Competition Winners

Our Spring 2024 Major Competition was well attended by an audience who was not disappointed in the quality of the images entered. Judged by Executive Director of the New Bern Bank of the Arts, Jonathon Burger, and photographer Peter Rulon, the field consisted of 26 color and 11 monochromatic prints entered by 17 members.



Color - 3rd Place

Bee

by Archie Lewis

Spring Print Competition Winners

Our Spring 2024 Major Competition was well attended by an audience who was not disappointed in the quality of the images entered. Judged by Executive Director of the New Bern Bank of the Arts, Jonathon Burger, and photographer Peter Rulon, the field consisted of 26 color and 11 monochromatic prints entered by 17 members.



Color - Honorable Mention

Once Upon A Midnight Clear

by Ron Holloman



Spring Print Competition Winners

Our Spring 2024 Major Competition was well attended by an audience who was not disappointed in the quality of the images entered. Judged by Executive Director of the New Bern Bank of the Arts, Jonathon Burger, and photographer Peter Rulon, the field consisted of 26 color and 11 monochromatic prints entered by 17 members.




Monochrome - 2nd Place

Turn and Burn

by Rebecca Adcock

Spring Print Competition Winners

Our Spring 2024 Major Competition was well attended by an audience who was not disappointed in the quality of the images entered. Judged by Executive Director of the New Bern Bank of the Arts, Jonathon Burger, and photographer Peter Rulon, the field consisted of 26 color and 11 monochromatic prints entered by 17 members.



Monochrome - 3rd Place

Perseverance

by Monika Smith



at



CAROLINA COLOURS

A new exhibit of artwork from the Coastal Photo Club was displayed at the Pavillion at Carolina Colours Golf Club on Sunday, Apr. 7 with 33 pictures with from members.

According to CPC Vice-President Doug Carawan, "We had an exhibit that had been hanging for about 10 years, and most of the name tags could not be read. We had tried in the past to get someone to help manage this. Robbin Haigler and I made a visit the early part of 2024, with plans to take down the prints and end the exhibit.

"We met with Ken Gerhardt, manager of master property owner and the golf operations, where we learned that they had agreed to buy all the racks for hanging and CPC agreed to keep pictures. After leaving, Robbin and I agreed it might cause a bad image on the club to take pictures down, but something would have to be done.

"A committee of Robbin, Jeff Sherman, Frank Davis, and I was formed. We decided a new exhibit was the only option. After a lot of talk we decided to make some guidelines to keep the exhibit looking the same: theme Eastern North Carolina, black frames, white mats. These will hang for 2024 and new guidelines may be used for 2025.

"I would like to thank Robbin for taking the time to take lead on this and also finding frames we could get at a great price, Jeff Sherman for doing a great job of printing many of the prints, matting, and adding hanger wire to the back, at a really great price for club members. I would like to also to give thanks to all who came out to help set up the exhibits and all the members that have prints on display. The address is 3300 Waterscape Way, Carolina Colours. Go check out the prints. It's open to the public any time no private party is happening. Inside is a nice little restaurant open to the public Tuesday to Sunday 11 to 3.





March Mini-Comp Winners

• Dramatic Light



Our judges scored 31 images: 18 [color](#) and 13 [monochrome](#). For a look at all the submitted images with judges' comments from past mini-comps, visit the [CPC website](#). Even if you did not enter the competition, you might learn something from your fellow members' comments.



Color - 1st Place

Danger Zone
by Chuck Colucci

March Mini-Comp Winners

• Dramatic Light



Our judges scored 31 images: 18 [color](#) and 13 [monochrome](#). For a look at all the submitted images with judges' comments from past mini-comps, visit the [CPC website](#). Even if you did not enter the competition, you might learn something from your fellow members' comments.



Color - 2nd Place

Maine Lobster Cove Night Sky

by Paul Gemperline

March Mini-Comp Winners

• Dramatic Light



Our judges scored 31 images: 18 [color](#) and 13 [monochrome](#). For a look at all the submitted images with judges' comments from past mini-comps, visit the [CPC website](#). Even if you did not enter the competition, you might learn something from your fellow members' comments.



Color - 3rd Place, tie

Ascending

by Charly Archinal

March Mini-Comp Winners

• Dramatic Light



Our judges scored 31 images: 18 [color](#) and 13 [monochrome](#). For a look at all the submitted images with judges' comments from past mini-comps, visit the [CPC website](#). Even if you did not enter the competition, you might learn something from your fellow members' comments.



Color - 3rd Place, tie

Backlit Bouquet
by Marty Pitcairn

March Mini-Comp Winners

• Dramatic Light



Our judges scored 31 images: 18 [color](#) and 13 [monochrome](#). For a look at all the submitted images with judges' comments from past mini-comps, visit the [CPC website](#). Even if you did not enter the competition, you might learn something from your fellow members' comments.



Monochrome - 1st Place

Dragon Fire
by Doug West

March Mini-Comp Winners

• Dramatic Light



Our judges scored 31 images: 18 [color](#) and 13 [monochrome](#). For a look at all the submitted images with judges' comments from past mini-comps, visit the [CPC website](#). Even if you did not enter the competition, you might learn something from your fellow members' comments.



Monochrome - 2nd Place

Night At The Gazebo
by Joe Barta IV

March Mini-Comp Winners

• Dramatic Light



Our judges scored 31 images: 18 [color](#) and 13 [monochrome](#). For a look at all the submitted images with judges' comments from past mini-comps, visit the [CPC website](#). Even if you did not enter the competition, you might learn something from your fellow members' comments.



Monochrome - 3rd Place

Moonstone Beach Sunset

by Paul Gemperline

March Mini-Comp Winners

• Dramatic Light



Our judges scored 31 images: 18 [color](#) and 13 [monochrome](#). For a look at all the submitted images with judges' comments from past mini-comps, visit the [CPC website](#). Even if you did not enter the competition, you might learn something from your fellow members' comments.



Monochrome - Honorable Mention

Wind Beneath My Wings
by Chuck Colucci



Coffee & Cameras

Social Rewards Available *by CPC President Robbin Haigler*

On Thursday, Apr. 4, I made an email inquiry to 18 club members that were present at our last Coffee and Cameras, or Camera Cafe. These are two monthly small group gatherings available to any CPC member able to attend. They are informal meetings where we talk about photography and socialize with our photo friends.

I received 13 immediate responses. Here is a recap of those responses to the question, "Will you please take a moment and let me know what it is you enjoy about the Wed morning Coffee & Cameras meeting? and/or Wed evening Camera Cafe if you attend that gathering?"

AY: I enjoy the camera coffee sessions because it is an informal gathering of friends where a

lot of little topics can be covered - technical, sharing good places to go, and making plans to do an activity. Hard to do some of these things at a formal meeting with programs and a larger group.

BP: I like the Wednesday morning meeting because I get to know some of the other members and listen to the things they do and what kind of equipment they use. Everyone seems to contribute.

AS: I do enjoy the camera cafe sessions on Wednesday evenings. I look forward to meeting with everyone and hearing their comments on photography & results of photos taken. I've only been involved a year now and have a lot to learn. Just listening to the conversations is not only informative but can be entertaining.

JB: Having only attended two of the Wednesday evening gatherings, I don't have a lot to go on. I will tell you, I was pleased when first exploring the CPC to find that there was more to offer than just one meeting a month. I can't make it to all the activities, because I still work full-time, but it is nice to have several events throughout the month to choose from so I can meet new people and get more of a pulse of what the club is about.

MP: I enjoy hearing what other people are doing with their photography, their areas of interest and expertise, finding people to bounce ideas off of and get advice from. You get to know people better in the relaxed atmosphere.

FD: I enjoy the C&C because there is a chance to have a complete conversation. The monthly meetings do not allow for that and sometimes a partial conversation, interrupted by the start or resumption of the program, is worse than no conversation at all.

JS: I like the camaraderie of fellow photographers. I also learn a lot just by listening and chatting with people of various backgrounds.

RH: I enjoy getting to know everyone and learning more about what they like to photograph and where they go. The general meetings are great and I learn a lot, but it's difficult to get to know the people. It's only when we break down to small groups such as on outings or the camera and coffee that I have a chance to talk to other photographers. These one on one conversations make driving down from Washington worthwhile.

KM: I enjoy the opportunities these sessions provide to learn more about what folks like to photograph and maybe some venues I haven't yet explored. The sharing of upcoming photo ops helps to keep me motivated to be more active. Always nice to hear about new purchases as well (gotta fuel that GAS!). I also see these sessions as a way that the more active members can influence the club's direction.

TW: The main reason I like attending these get-togethers is it is the one time I can actually have a quiet discussion with other people who are very interested in photography. In the past I found that the club meetings were a bit too hectic and busy to actually bring up a question or talk about a photo's success or failure. The discussions also cover many topics other than photography like boating, motorcycles, home repairs and events in the area. I have also received some good suggestions about how to deal with problems I have been having photographing something challenging. This is a nice group of people who can sit and talk without getting judgmental or preachy.

MO: I get a chance to get to know fellow club members better. I find out what they are using, where they're going and I get lots of new ideas to try out.

RG: It's interesting to hear what the others in the group have been doing as far as going to different places, different events, different venues and what subjects they are photographing. And it's always interesting to hear about photography trips other members have been on or have planned to go on. Plus you can sometimes hear about new or different software people use to do their editing or even new camera equipment others have purchased (looking at you, Doug.... LOL).

EV: I agree with RH and AS assessments.

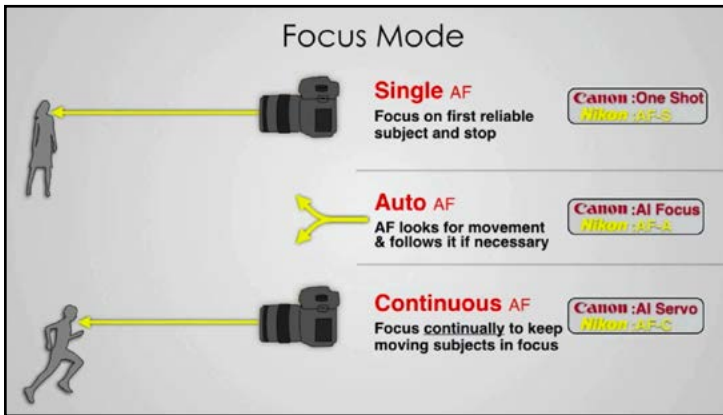


Focus Modes

by Karl Mielenhausen

This month, we going to explore the different camera focus modes and when you might want to consider using each. These are not to be confused with camera drive (or release) modes, which determine how the shutter (or shooting) operates.

Generally, there are four focus modes, one is manual and the other three are autofocus modes. Different manufacturers give them slightly different names:



On newer cameras, you may find that Auto AF is being phased out.

Single Servo, or Single Focus Mode, is a good choice for photographing stationary subjects. That can be anything, as long as it isn't moving. The moment it moves from the plane of focus, focus will be lost. With single AF, your camera will focus then hold the focus for as long as you half depress the shutter button (or hold back button focus down).

To use single AF mode:

Partly depress the shutter button to focus. The camera will lock focus at that point. Fully depress the shutter button to take the shot. Or recompose by moving your camera slightly to the side before taking the shot. As long neither you nor your subject moves forwards or backwards, the area you focused on will still be in focus.

Downside to single focus mode: If you're using a very wide aperture for shallow depth of field, your subject could very easily not be in focus when you recompose. This is because with a shallow depth of field, the slightest change from the plane of focus will have an impact. If the subject moves, you need to lift your finger and re-focus with another half-press.

Continuous Servo, or Continuous Focus Mode, is perfect for achieving sharp focus with movement, either by you or by your subject. The clue is in the name. With continuous AF your camera focuses continuously while you part depress the shutter button.

To use Continuous AF mode:

Position the focus point on your subject. Partly depress the shutter button for the camera to focus. If you or subject move forwards or backwards, the camera will continue to adjust focus on the subject as long as you keep holding the button part way down.

Make sure you keep the focus point on your subject as they move. To take the shot, fully depress the button. Continuous is great when coupled with back button focus as you have separated the focusing from the exposing.

Downside to continuous focus mode: Because the camera constantly seeks focus, if you move the camera, and therefore the focus point, away from your subject, it'll focus away from your subject.

Auto AF Focus Mode is a combination of single and continuous focus modes in that the camera detects if the subject is moving or stationary and automatically focuses accordingly. It is best used for unpredictable movement. The exact way you select Auto AF will vary from one camera to the next.

To use Auto AF mode:

Select auto mode to shoot in. Select AF-A in the list of focus modes in the menu.

Downside to Auto AF mode: Your camera is sometimes mistaken and focuses on the wrong part of the image and/or thinks the subject is still when it is moving and vice versa.

In a future column, we will explore the various options for AF points that are available and how your choice is influenced by focus mode and subject matter.

One final thought to consider: most cameras allow you to choose what happens when the shutter button is pressed, in other words, what takes priority. If you chose release priority, the camera will take the picture even if focus has NOT been achieved. Focus priority, on the other hand, delays tripping the shutter UNTIL focus has been achieved. Be aware that in some circumstances (ex. low light) this may delay the exposure and cause you to "miss" what you intended to capture.



Photo Masters is an educational website founded by pro nature and travel photographer Ian Plant. Ian has an incredible portfolio that he has been carefully building for over 20 years, and he started Photo Masters as a place where photographers can learn, develop skills, and refine their creative vision. For those of you looking to improve your nature and travel photography, you may want to check out Ian's [free webinar](#).

From Club member Evie Henderson: "Ian Plant spoke to one of the CNPA annual meetings a few years back ... it might be inspiring/helpful to our CPC members. His work is excellent."



New Member Corner



Please welcome George Story as a new member of the Coastal Photo Club. George lives in Fairfield Harbour along with his dogs, Jax and Chase.

George is long retired from the construction trade in New York City, where he did project management and estimating. Interestingly, George took a full-time program at the New England School of Photography (Boston) in the 1970s, but never used it professionally.

George currently shoots with a Canon DSLR and is interested in many genres including travel photography, nature and landscapes. He also interested in macro photography, sports, and learning more about post-processing options (beyond Picasa) and improving those skills. His real passion is sailing, and he also has a small travel trailer that he likes to use to visit and photograph interesting places.

George is obviously quite proud of his Vietnam-era service as that was the "headshot" provided. He was there early (1966).

Welcome to the club, George.

Member Gallery – Doug Carawan



Field Trip to Hammocks Beach State Park and Historic Swansboro



Member Gallery – Robbin Haigler



Field Trip to Hammocks Beach State Park and Historic Swansboro



Member Gallery – Robbin Haigler



Practicing with Macro Lens & Flash at Tryon Gardens Meetup



Member Gallery – Dave Hilbert



NCAA Division III Swimming & Diving Championships
Greensboro Aquatic Center



When you look at the scoreboard and realize you're a national champion.



Member Gallery – Cathleen McAnney



Field Trip to Pine Knoll Shores



Member Gallery – Cathleen McAnney



Field Trip to Historic Swansboro





Did You Know?

- We have a **members only web page** accessible on coastalphotoclub.com?
- Details for CPC Club Members can be found in our **Weekly Email Updates**?
- **Coastal Photo Club meets** on the second Saturday of every month (except October when it is changed to the third Saturday)?
- Club **members gather monthly** for informal sessions on topics of their choice?
 - Coffee & Cameras on the FIRST Wednesday of every month
 - Camera Cafe on the LAST Wednesday of every month
- **Mini Comp submissions** are now due on the 15th of each month?
- Club members are invited to attend the newly formed **Photo Op Meetups**? These are local and informal gatherings to practice your photography skills or perhaps learn new photography techniques. All skill levels are welcome and details are in our weekly Tuesday email updates.
- You are responsible for recording your own **Participation Points**? The top three participants will be recognized at our August 2024 monthly meeting.
- You can earn Participation Points when you submit content for the **CPC Newsletter**? Email your content to Dave Hilbert by the Monday after the monthly meeting? For example, if a club meeting occurs on Saturday, April 10, the deadline for the April newsletter would be Monday, April 12.
- Members are welcome to **submit up to three photo galleries** for each newsletter issue. Please limit each gallery to a maximum of five images.
- Our **members only Facebook Page** allows you to post photos that you would like to have others comment on, critique, or make other suggestions for improvements?
- We are currently seeking volunteers this spring to include Board Positions, as well as occasional needs and everything in between. You do not have to be a professional photographer to be a volunteer. Our growing club needs your help to keep it successful.



About the Coastal Photo Club

Aspire • Learn • Develop

We provide a variety of opportunities for our members with the hope that each member will find something of interest. The best way to improve your photography is to get out and shoot. All of our activities and community service projects are designed to help our members learn. There are a lot of experiences for you to get involved in. We hope to see you at some of them.

Coastal Photo Club, Inc.
P. O. Box 585
New Bern, NC 28563-0585
cpcnewbern@gmail.com

2023-24 Club Officers & Board Members

President

Robbin Haigler

Secretary

position available

Treasurer

Frank Davis

Competition

Marty Pitcairn

Special Events & Community Service

Rick Meyer

Past President

Bob Dumon

Vice President

Doug Carawan

Membership

Alan Yoder

Field Trips & Outings

Cathleen McAnneny

Marketing & PR

Alan Welch

Members-at-Large

John Steady,
Karl Mielenhausen

Coastal Photo Club News is the monthly newsletter emailed free to members and friends of the CPC. Items highlighting the activities of the club, news, opportunities, and awards, as well as items related to the photography field submitted by members are encouraged and welcomed. The experience and accomplishments of our members are diverse, but we encourage learning and sharing. Members' photos for our Club Gallery are especially encouraged. All image rights reserved by the photographers.

Membership Benefits

- Web portfolio: Display and edit your portfolio at no charge on the CPC web site.
- Competition: Challenge yourself and receive feedback on your work through monthly competitions available only to members. Two juried competitions annually.
- Instruction: In-house, hands-on workshops with experts and novices, and presentations by visiting pros make meetings interesting and useful.
- Exhibit your work: The CPC is regularly invited to mount exhibits in galleries and other public venues. Usually, you can offer your prints for sale.
- Service: Give back to the community by doing what you love. CPC members have the opportunity to volunteer as photographers for local nonprofit events and organizations.
- Free newsletter: Our monthly newsletter offers photography tips and event information. Submit your own images for publication.
- Field trips: Enhance and practice your skills in new settings. Group travel makes it fun and affordable. Past trips include Historical North Carolina towns, nature & wildlife settings and local outings in New Bern.
- Discounts: At redriverpaper.com/myclub, enter the club code "coastal" when placing your order. The club also gets a commission each time you order. Ballantyne Framing and Art in New Bern offers a 15% artist discount to active CPC members.



CPC Newsletter Archive

Missed a previous issue? The last 12 months of CPC Newsletters are available [online](#).

Member Photo Gallery Submissions

Submitted photos should be in .jpg format. Please label your file with the title of your photo. Titles add context or meaning to your photo. (Example: Jane Doe_Fall Leaves.jpg). Please send photos at 72 ppi and 1,440 pixels on longest side to Dave Hilbert (email address available in CPC newsletter and emails)

Stay Connected



Facebook users, join our members only group and feel free to ask questions and/or advice from your fellow photographers, as well as share your images

Look for details in the weekly club emails.



asapphoto.com

252.321.8888
3701 Charles Boulevard, Suite 100
Greenville

Hours:
Monday-Friday: 9-6
Saturday: 10-3
Closed Sunday

ASAP Photo's goal is to equip and inspire you to use photography, videography and audio to capture meaningful moments in life. To stay up-to-date with special offers and new product releases subscribe [HERE](#) for their newsletter.



About the Photographic Society of America (PSA)



The Photographic Society of America (PSA) founded in 1934, is a world-wide organization providing abundant resources for photographers, from the novice to the professional.

Membership is in over 80 countries, 5,000 members, 460 Camera Clubs and 11 Chapters across the United States.

Coastal Photo Club is a member of PSA. A benefit we are receiving is a professional judge evaluating/critiquing the monthly mini comps. Members are finding these comments quite helpful with their images as well as images of others in the competition. You may want to consider joining this organization as an individual as a viable option in training for you.

Annual individual digital membership is only \$45.

Benefits of membership include:

- Study Groups
- Online Photography Classes
- Webinars
- Personal Gallery Page
- Individual Competitions
- Member Discounts
- PSA-Recognized Exhibitions
- Photography Recognition
- Society Recognition
- Monthly Journal
- Mentors and Consultants

Visit PSA [Online](#) or [Facebook](#)



Ballantyne Framing & Art, now owned and operated by Rachel Burger after the retirement of Mary Kay and Marianne.

- All pieces are handled in-house and never shipped to a different location for framing. Moulding is cut and assembled on-site
- Wide variety of moulding to choose from – wood and metal available
- All work mounted and matted using acid free materials
- Standard glass used is Conservation Clear glass –99% UV protective - museum glass and acrylic options are available at additional cost.
- All artists receive a 15% discount when bringing in their own work to have framed.
- All pricing includes custom frame, mounting materials, glass, backing paper, hanging hardware and glass spacers